




2024 SCHEDULE OF SERVICES & FEES

par·a·gon (per-ə-ˌgän) noun : a model of excellence or perfection.



Paragon derives from the Old Italian word paragone, which literally means "touchstone." A touchstone is a black stone that was formerly used to judge the purity of gold or silver. The metal was rubbed on the stone and the color of the streak it left indicated its quality.

In modern English, both touchstone and paragon have come to signify a standard against which something should be judged.

Ultimately, paragon comes from the Greek parakonan, meaning "to sharpen," from the prefix para- ("alongside of") and akonē, meaning "whetstone."

Table of Contents

Sample Pick Up.....	4
Sample Preparation.....	5-6
Fire Assay.....	7
PhotonAssay™.....	8-9
Cyanide Leaches.....	10
Exploration Geochemistry.....	11-13
Copper Analysis, Carbon & Sulfur.....	14
Terms And Conditions.....	15





Mission Statement

Paragon's core conviction is that to provide value, results of unquestionable quality must be reported rapidly for informed decision making. This is accomplished by a highly experienced team starting from a base of known industry best practices, and a continuous process of evaluating performance and implementing enhancements targeting zero quality escapes and minimized sample turnaround time.

Sample
Pick-up

CODE	DESCRIPTION OF SERVICE	PRICE
PICK-UP	Contact Client Services for scheduling sample pick ups.	\$1.30/highway mile**
**Off-highway miles may result in higher cost per mile.		



Sample Preparation



The sample prep process lays the foundation for every sampling program's effectiveness. A well-planned preparation process produces repeatable analytical results that accurately represent the samples. This requires that the analyzed split's selection process be calculated for each ore type. A limited audit can evaluate the effectiveness of your prep scheme and may identify cost savings.

Inventory and Sample Prep Packages

CODE	DESCRIPTION OF SERVICE	PRICE PER SAMPLE	PRICE PER KG
INV-SAM	Inventory, log in and record weight of received samples. Label pulp envelopes with bar codes.	\$1.30	
PREP-PKG	Inventory, weigh, dry 100°C, crush to 70% passing 10mesh, riffle split 250g and pulverized to 85% passing 200mesh.	\$10.50	\$1.00
PREP-PKGB	Inventory, weigh, dry at 100°C, crush to 70% passing 10mesh, riffle split 1kg and pulverized to 85% passing 200mesh.	\$12.45	\$1.00
SOIL-PKG	Inventory, weigh, dry at 60 c, sieve 80 grams to -80mesh.	\$6.00	\$1.60

Drying

CODE	DESCRIPTION OF SERVICE	PRICE PER SAMPLE
DRY-100	Drying samples; limited to 100°C.	\$5.25
DRY-60	Drying samples; limited to 65°C.	\$7.90

Crushing and Pulverizing

CODE	DESCRIPTION OF SERVICE	PRICE PER SAMPLE (250g)	PRICE PER SAMPLE (1kg)
CRUS-19M	Crush core and rock up to 6" in diameter to ¾" (19mm).	\$3.40	All weights
PUL-250 PUL-1Kg	Pulverize rock chips ¼" in diameter to 85% -200 mesh.	\$5.80	\$7.90

Miscellaneous Sample Preparation

CODE	DESCRIPTION OF SERVICE	PRICE PER SAMPLE
STOR-REJ	Monthly storage charge for rejects and 1kg pulps.	\$0.70
STOR-PUL	Monthly storage charge for 250gr pulps.	\$0.20
SAM-DISC	Sample discard per pallet. **	\$100.00
SAM-RET	Return samples to client.	By Quote
SAM-HDL	Client requested sample handling.	\$80.00/hr.
Sample handling fee may apply		

Miscellaneous Procedures

CODE	DESCRIPTION OF SERVICE	PRICE PER SAMPLE
COMP-VOL	Composite master samples by volume. Will also require the COMP-BAG charge for each newly-created, composite sample.	\$3.40
COMP-WT	Composite master samples by weight. Will require a COMP-BAG charge for each newly-created, composite sample.	\$5.25
COMP-BAG	New composite sample created from master samples. Charge for log in to a new job, labeled envelope, and recorded weight.	\$1.40
BAG-PULPB	Charge for 1kg pulp bag and storage boxing.	\$1.40
BAG-REJ	Charge for new reject bag.	\$2.00
CLEN-CRU	Client requested, extra cleaning between crushed samples using barren rock wash.	\$3.40
CLEN-PUL	Client requested, extra cleaning between pulverized samples using barren sand.	\$3.95
HOMO-ROL	Homogenizing pulps by sheet rolling.	\$2.75
SCRN-MISC	Screening samples; charge per screen size.	\$7.05
SCP-SPL	Scoop Split; 10g scoop from prep pulp.	\$0.60
BULK-DEN	Bulk Density by water displacement.	\$21.00



Fire Assay


Fire assay delivers near-total recovery of precious metals in a broad spectrum of ore types.

For gold samples that range from 1 ppb in soils and up to 100 % in bullions, fire assay remains the cost-effective method of choice across the globe.

Although dependable, fire assay has its challenges that rest in the hands of the assayer and the quality assurance program.

Paragon utilizes several layers of quality control, all distinguishable, that enables real-time visibility of each segment of the fire assay process.

This visibility has been the basis of continuous improvement for the precious metals process such that it delivers reliable, high recoveries with exceptional precision.



Fire Assay Packages

CODE	DESCRIPTION OF SERVICE	PRICE PER SAMPLE	REPORT RANGE (PPM)	REPORT RANGE (PPM)
Au-FA30	Au; 30g fire assay, AQR digest/AAS. **	\$21.40	0.005-5	
Au-FA50	Au; 50g fire assay, AQR digest/AAS. **	\$26.25	0.005-5	
Au-AA Ag-GR	Au and Ag; 30g fire assay, Gold by AAS finish, Ag by gravimetric finish.	\$36.70	Au: 0.005-5	Ag: 10-10,000
Au-GR30	Au; 30g fire assay, gravimetric finish.	\$28.75	0.14 -10,000	
Au-GR50	Au; 50g fire assay, gravimetric finish.	\$34.05	0.14 -10,000	
Au-SCR1K	Au screen fire assay; 1kg pulp screened to -150mesh. Duplicate 30g fire assays of minus fraction and the entire plus fraction is fire assayed. The three assays and their weighted average result are reported.	\$77.50	0.14 -50,000	
AUAGCON-TR30	Au+Ag; Triplicate fire assays for Au and Ag; grav finish. High Precision. Carbon samples are ashed before fusing.	\$134.28	Au: 0.14 -10,000	Ag: 10ppm-100%
AUAG-GR30	Au and Ag; 30g fire assay, gravimetric finish.	\$36.65	Au: 0.14 -10,000	Ag: 5-10,000
AUAG-GR50	Au and Ag; 50g fire assay, gravimetric finish.	\$43.25	0.14 -10,000	Ag: 5-10,000
PGM-OES30	Pt, Pd and Au; 30g fire assay, AQR digest/ICP-OES.	\$27.55	0.005-5	
AUCON-DP30	Au; duplicate 30g fire assays, gravimetric finish. Individual and average results reported.	\$117.80	10ppm-100%	
**Note that OES analysis may replace AAS without prior notice				

Silver Packages

CODE	DESCRIPTION OF SERVICE	PRICE PER SAMPLE	REPORT RANGE (PPM)
Ag-GR30	Ag; 30g fire assay, gravimetric finish.	\$36.65	5-10,000
AGCON-DP30	Ag; duplicate 30g fire assays, gravimetric finish Individual and average results reported.	\$117.80	10ppm-100%
AGAR-AAS	Ag; 0.5g, AQR digestion/AAS. **	\$8.55	0.2-100
AGMA-AAS	Ag; 0.25g, multi-acid digestion/AAS. **	\$11.80	0.5-200
**Note that OES analysis may replace AAS without prior notice			





Enhanced
accuracy and
precision



Quantitative
results in as
little as
2 minutes



Improved
occupational
health and
safety



Reduced
labour and
operating
costs



Better
social and
environmental
outcomes

PhotonAssay™

PhotonAssay™ is a fast, accurate, non-destructive process to determine gold, silver and copper in geological and process samples.

The technique uses gamma ray activation to induce nuclear transitions in the elements of interest, which leads to photon emissions with highly characteristic energies.

PhotonAssay™ can be performed on coarsely crushed material, allowing for simplified prep protocols. A large assay charge of approximately 500g is introduced to the instrument, improving representativeness of the sample. The time required from sample introduction to results acquisition can be as little as 3 minutes.

After analysis, the entire assay charge is returned intact and can be submitted for subsequent analyses such as geochemistry, cyanidation, metallurgical testing, environmental testing, etc. or retained for future verification.

Unlike traditional assay techniques, PhotonAssay™ does not use acids nor other hazardous reagents, does not generate lead fumes or solid waste, reduces manual handling and cuts the per-sample carbon footprint by up to half.

Traditional Fire Assay	New PhotonAssay™
Fully dry sample	Optionally-dry sample
Prepare sample (crush/grind)	
Divide into 25-50g aliquots	
Prepare fusion samples (mix with flux/litharge)	Crush sample to nominal 2mm or pulverize, then load into barcoded jar
Fusion: fire sample at 1000-1200 C°	
Separate lead button from slag	
Cupeling: re-fire button to remove lead	Place jar on to automated conveyor for quantitative analysis in less than 3 minutes
Dissolve remaining metal in concentrated acid	
Analyze resulting solution via AAS / ICPMS	






PhotonAssay™ Package

CODE	DESCRIPTION OF SERVICE	PRICE PER SAMPLE	REPORT RANGE (PPM)
PA-JAR	Sample packing into assay jar	\$1.35	
PA-AU02	Au by 2-cycle PhotonAssay™	\$27.00	0.010 -350ppm**
* Presence of interfering elements such as Th, U and/or Ba in sample matrix may increase detection limit and decrease precision			



Process crushed rock, pulps and carbon



Cyanide Leaches

CODE	DESCRIPTION OF SERVICE	PRICE PER SAMPLE	REPORT RANGE (PPM)
AUCN-10	Au; 10g 1hr CN leach, room temp, AAS.	\$17.05	0.03-50
AGCN-10	Ag; 10g 1hr CN leach, room temp, AAS.	\$17.05	0.2-50
CUCN-10	Cu; 10g 1hr CN leach, room temp, AAS.	\$17.05	1-1000
AUCN-15	Au; 15g 1hr CN leach, room temp, AAS.	\$20.30	0.03-50
AGCN-15	Ag; 15g 1hr CN leach, room temp, AAS.	\$20.30	0.2-50
CUCN-15	Cu; 15g 1hr CN leach, room temp, AAS.	\$20.30	1-1000
AUPR-10	Au preg rob; Two, 10g 1hr CN leaches at room temp, one with Au spike, the other without, AAS.	\$31.40	0.03-300

CODE	DESCRIPTION OF SERVICE	PRICE PER SAMPLE	REPORT RANGE (PPM)
AUCN-AD	Au; Additional Element - 1hr CN leach, room temp, AAS.	\$6.30	0.03-50
AGCN-AD	Ag; Additional Element - 1hr CN leach, room temp, AAS.	\$6.30	0.2-50
CUCN-AD	Cu; Additional Element - 1hr CN leach, room temp, AAS.	\$6.30	1-50

Exploration Geochemistry

Trace and ultra-trace level geochemistry packages are popular for exploration drilling samples and green-field soils. Aqua regia and multi-acid digestions are most often used for these packages, each with differing advantages.

Aqua regia offers reduced volatility losses for several key elements, while multi-acid delivers near-total results on most non-volatile elements. For the multi-acid multi-element packages, proprietary techniques have been developed to greatly improve recoveries on the volatile elements.

Multi-Element Suite by Multi-Acid & ICP-MS

ANALYTES & RANGES (PPM)								CODE	PRICE PER SAMPLE
Ag	0.01-100	Cu	0.2-10,000	Na	0.01%-10%	Sr	0.2-10,000	48MA-MS	\$39.25
Al	0.01%-50%	Fe	0.01%-50%	Nb	0.1-500	Ta	0.05-100		
As	0.2-10,000	Ga	0.05-10,000	Ni	0.2-10,000	Te	0.05-500		
Ba	10-10,000	Ge	0.05-500	P	10-10,000	Th	0.01-10,000		
Be	0.05-1,000	Hf	0.1-500	Pb	0.5-10,000	Ti	0.005%-10%		
Bi	0.01-10,000	In	0.005-500	Rb	0.1-10,000	Tl	0.02-10,000		
Ca	0.01%-50%	K	0.01%-10%	Re	0.002-50	U	0.1-10,000		
Cd	0.02-1,000	La	0.5-10,000	S	0.01%-10%	V	1-10,000	49MA-MS**	\$52.35
Ce	0.01-500	Li	0.2-10,000	Sb	0.05-10,000	W	0.1-10,000		
Co	0.1-10,000	Mg	0.01%-50%	Sc	0.1-10,000	Y	0.1-500		
Cr	1-10,000	Mn	5-100,000	Se	1-1000	Zn	2-10,000		
Cs	0.05-500	Mo	0.05-10,000	Sn	0.2-500	Zr	0.5-500	**Use 49MA-MS to include Hg	
**Note that FIMS analysis may replace MS without prior notice									

Multi-Element Suite by Aqua Regia & ICP-MS

ANALYTES & RANGES (PPM)								CODE	PRICE PER SAMPLE
Ag	0.01-100	Fe	0.01%-50%	Na	0.01%-10%	Sr	0.2-10,000	50AR-MS	\$31.40
Al	0.01%-25%	Ga	0.05-10,000	Nb	0.05-500	Ta	0.01-500		
As	0.1-10,000	Ge	0.05-500	Ni	0.2-10,000	Te	0.01-500		
Ba	10-10,000	Hf	0.02-500	P	10-10,000	Th	0.2-10,000		
Be	0.05-1,000	Hg	0.01-100	Pb	0.2-10,000	Ti	0.005%-10%		
Bi	0.01-10,000	In	0.005-500	Rb	0.1-10,000	Tl	0.02-10,000		
Ca	0.01%-25%	K	0.01%-10%	Re	0.001-50	U	0.05-10,000		
Cd	0.01-1,000	La	0.2-10,000	S	0.01%-10%	V	1-10,000		
Ce	0.02-500	Li	0.1-10,000	Sb	0.05-10,000	W	0.05-10,000		
Co	0.1-10,000	Mg	0.01%-25%	Sc	0.1-10,000	Y	0.05-500		
Cr	1-10,000	Mn	5-50,000	Se	0.2-1000	Zn	2-10,000		
Cs	0.05-500	Mo	0.05-10,000	Sn	0.2-500	Zr	0.5-500		
Cu	0.2-10,000								

Exploration Geochemistry - Continued

Multi-Element Suite by Aqua Regia & ICP-OES

ANALYTES & RANGES (PPM)								CODE	PRICE PER SAMPLE
Ag	0.2-100	Cr	1-10,000	Mo	1-10,000	Sr	1-10,000	35AR-OES	\$15.70
Al	0.01%-25%	Cu	1-10,000	Na	0.01%-10%	Th	20-10,000		
As	2-10,000	Fe	0.01%-50%	Ni	1-10,000	Ti	0.01%-10%		
Ba	10-10,000	Ga	10-10,000	P	10-10,000	Tl	10-10,000		
Be	0.5-1,000	Hg	1-10,000	Pb	2-10,000	U	10-10,000		
Bi	2-10,000	K	0.01%-10%	S	0.01%-10%	V	1-10,000	35AR-OESm**	\$23.55
Ca	0.01%-25%	La	10-10,000	Sb	2-10,000	W	10-10,000		
Cd	0.5-1,000	Mg	0.01%-25%	Sc	1-10,000	Zn	2-10,000		
Co	1-10,000	Mn	5-50,000	**Use 35AR-OESm to lower Hg detection limits to 0.01ppm					

****Note that FIMS analysis may replace OES without prior notice**

Multi-Element Suite by Multi-Acid & ICP-OES

ANALYTES & RANGES (PPM)								CODE	PRICE PER SAMPLE
Ag	0.5-100	Cr	1-10,000	Mo	1-10,000	Sr	1-10,000	33MA-OES	\$20.95
Al	0.01%-50%	Cu	1-10,000	Na	0.01%-10%	Th	20-10,000		
As	5-10,000	Fe	0.01%-50%	Ni	1-10,000	Ti	0.01%-10%		
Ba	10-10,000	Ga	10-10,000	P	10-10,000	Tl	10-10,000		
Be	0.5-1,000	K	0.01%-10%	Pb	2-10,000	U	10-10,000		
Bi	2-10,000	La	10-10,000	S	0.01%-10%	V	1-10,000	34MA-OES**	\$34.05
Ca	0.01%-50%	Mg	0.01%-50%	Sb	5-10,000	W	10-10,000		
Cd	0.5-1,000	Mn	5-100,000	Sc	1-10,000	Zn	2-10,000		
Co	1-10,000	**Use 34MA-OES to add Hg 0.01ppm							

****Note that FIMS analysis may replace OES without prior notice**

Mercury

CODE	DESCRIPTION OF SERVICE	PRICE PER SAMPLE	REPORT RANGE (PPM)
HGAR-MS	Hg; AQR digestion : ICP-MS. **	\$16.55	0.010-10,000
**Note that FIMS analysis may replace MS without prior notice			





Soil and Sediment Packages

High-mass sample digestions offer excellent data stability for gold and trace metals.

Soils leached with aqua regia offer good recoveries for gold, silver, base metals, and volatiles.

ICP- MS analysis delivers trace-level results. Digestions of 25 grams provide repeatable results for gold, making these data packages economical alternative to a supplementary fire assay test.

ANALYTES & RANGES (PPM)								CODE	PRICE PER SAMPLE
Au	0.001-100	Cu	0.2-500	Na	0.01%-10%	Sr	0.2-500	FSAU-25	\$45.00
Ag	0.01-100	Fe	0.01%-50%	Nb	0.05-500	Ta	0.01-500		
Al	0.01%-25%	Ga	0.05-500	Ni	0.2-500	Te	0.01-500		
As	0.1-500	Ge	0.05-500	P	0.001%-1%	Th	0.2-500		
Ba	10-10,000	Hf	0.02-500	Pb	0.2-500	Ti	0.005%-10%		
Be	0.05-500	Hg	0.01-500	Rb	0.1-500	Tl	0.02-500		
Bi	0.01-500	In	0.005-500	Re	0.001-50	U	0.05-500		
Ca	0.01%-25%	K	0.01%-10%	S	0.01%-10%	V	1-500		
Cd	0.01-500	La	0.2-500	Sb	0.05-500	W	0.05-500		
Ce	0.02-500	Li	0.1-500	Sc	0.1-500	Y	0.05-500		
Co	0.1-500	Mg	0.01%-25%	Se	0.2-500	Zn	2-500		
Cr	1-10,000	Mn	5-10,000	Sn	0.2-500	Zr	0.5-500		
Cs	0.05-500	Mo	0.05-500						

Copper Analyses

CODE	DESCRIPTION OF SERVICE	PRICE PER SAMPLE	REPORT RANGE (%)
CUT	Cu; 0.2g total multi-acid digestion/ICP.	\$18.95	0.001-25%
CUS-AA	Cu; 1g sulfuric leach/AAS.	\$17.05	0.001-10%
CUFS-AA	Cu; 0.25g sulfuric/ferric leach/AAS.	\$18.30	0.001-100%
CUCN-AA	Cu; 1g CN leach/AAS.	\$24.90	0.001-10%
CUSQ-AA	Cu; 0.2g sequential leach.	\$32.70	Various
CUAR-AA	Cu; 0.5g CN leach/AAS.	\$17.05	0.001-10%

Carbon & Sulfur

CODE	DESCRIPTION OF SERVICE	PRICE PER SAMPLE	REPORT RANGE
S-LECO	Total S; Leco.	\$21.00	0.01-50%
SFD-DIF	Sulfide S; Roast/Leco; by difference.	\$27.50	0.01-50%
SFT-RST	Sulfate S; Roast/Leco.	\$21.00	0.01-50%
C-LECO	Total C; Leco.	\$21.00	0.01-50%
CORG-HCLLE	Organic C; HCL leach/Leco.	\$27.50	0.01-50%
CIORG-HCLLE	Inorganic C; HCL leach/Leco.	\$27.50	0.01-50%

Overlimits Aqua Regia

ANALYTES & RANGES (%)								CODE	PRICE PER SAMPLE
Ag	1-1,500 (ppm)	As	0.01-30	Bi	0.001-30	Cu	0.001-50	OLAR-OES**	\$13.10 plus \$3.25/element
Fe	0.01-100	Mo	0.001-10	Pb	0.001-30	Zn	0.001-60		
**Note that MS analysis may replace OES									

Overlimits Multi-Acid

ANALYTES & RANGES (%)								CODE	PRICE PER SAMPLE
Ag	1-1,500 (ppm)	Co	0.001-30	Cu	0.001-50	Fe	0.01-100	OLMA-OES**	\$15.70 plus \$3.25/element
Mo	0.001-10	Ni	0.001-50	Pb	0.001-30	Zn	0.001-30		
**Note that MS analysis may replace OES									

Terms And Conditions

Liability Limits

Paragon makes no warranties for its services or assay results. Liability is limited to either the reanalysis of the samples in the dispute or a refund of the invoiced amount. The liability limit also applies to the loss or damage of samples, as well as to losses from the client's use of reported results.

Services Selected

It is the client's sole responsibility to select Services that best suit the client's needs. The client must consider method analytes, recoveries, reportable ranges, detection limits, and confidence intervals before selecting any given method.

Fees

Fee rates may change at any time due to unforeseen cost increases in Paragon's operating expenses. The client will be provided a 30-day written notice if contracted prices rise unexpectedly. Cost may also increase if client-demanded changes such as turnaround, reporting/invoicing requirements, results tolerances, or other variables change.

Payment Terms

Payment terms are 10 days from invoice dates unless negotiated otherwise. Fees paid after 10 days will be subject to interest charges of 1.5% per month. Additionally, please note that a 4% surcharge will apply for all credit card payments. Late payments may delay any outstanding analysis reports until payments are satisfied. Late payments for storage fees may result in discarding sample materials held in storage. Any charges borne by Paragon in order to recover delinquent fees will be paid by the client.



Visit us on the web

www.parangogeochem.com

1555 INDUSTRIAL WAY
SPARKS, NV 89431

(775) 433-1181

Follow Us

LinkedIn :

